
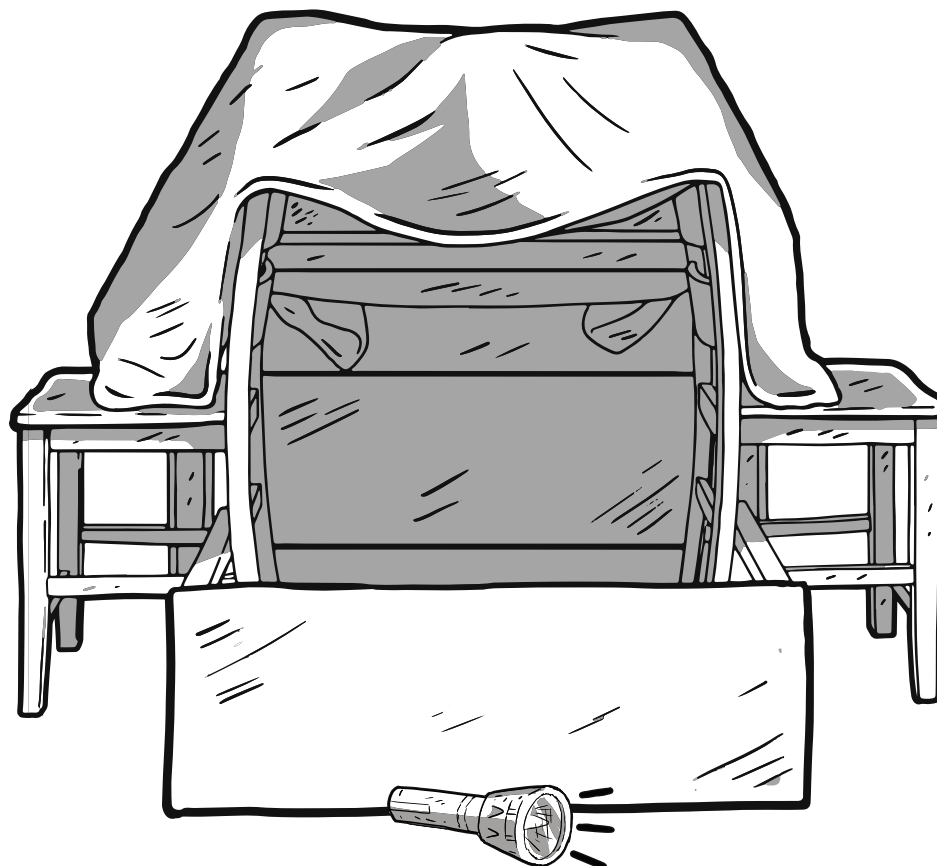



# BLAKE FORTRESS

Start by putting two stools on top of the table and use leaf to create the back wall



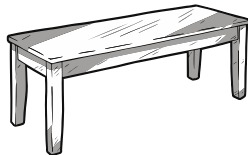
Use remaining stools and blanket to complete the roof



Blake Counter Table  
with Leaf x1



Blake Counter  
Storage Bench x1



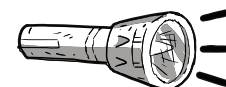
Blake Counter Stool x 4



Comfort Blanket x1



Flashlight (Optional)



Do not leave children unattended. Make sure that the structure is safely built.  
The furniture in the examples are what work best, but you may use the furniture in your home.